

# NB Private Equity Partners Limited

## CONTACT INFORMATION

For questions about NBPE, please contact the Investor Relations department of the Investment Manager at the phone number or email address listed below:

## INVESTMENT MANAGER

NB Alternatives Advisers LLC  
325 N. Saint Paul Street  
Suite 4900  
Dallas, TX 75201  
United States of America  
IR\_NBPE@nb.com  
Tel. +1.214.647.9593  
Fax. +1.214.647.9501

## REGISTERED OFFICE

NB Private Equity Partners Limited  
P.O. Box 225  
Heritage Hall, Le Marchant Street  
St. Peter Port, Guernsey GY1 4HY  
Channel Islands  
www.nbprivateequitypartners.com  
Tel. +44-(0)1481.716.000  
Fax. +44-(0)1481.728.452

## ORDINARY SHARE INFORMATION

Trading Symbol: NBPE  
Exchanges: Euronext Amsterdam & London Stock Exchange  
Euronext Admission Date: 25 July 2007  
LSE Admission Date: 30 June 2009  
Base Currency: USD  
Bloomberg: NBPE NA, NBPE LN  
Reuters: NBPE.AS, NBPE.L  
ISIN: GG00B1ZBD492  
COMMON: 030991001

## ZDP SHARE INFORMATION

Trading Symbol: NBPZ  
Exchanges: London Stock Exchange & Channel Islands Stock Exchange  
Admission Date: 1 December 2009  
Base Currency: GBP  
Bloomberg: NBPEGBP LN  
Reuters: NBPEO.L  
ISIN: GG00B4ZXGJ22  
SEDOL: B4ZXGJ2  
GRY at Issuance: 7.30%  
Share Life: 7.5 Years to 31 May 2017  
Final Capital Entitlement: 169.73 pence

As of 31 October 2010, the investment portfolio included exposure to 69 underlying investments (61 on a pro forma basis) and over 2,300 underlying portfolio companies.

\* Includes equity and debt co-investments.

\*\* As of 31 October and 30 September 2010, there were 51,059,592 class A ordinary shares and 10,000 class B ordinary shares outstanding, with 3,150,408 class A ordinary shares held in treasury.

\*\*\* As of 31 October 2010 and 30 September 2010, there were 32,999,999 ZDP shares outstanding.

31 October 2010<sup>1</sup>

## COMPANY OVERVIEW

NB Private Equity Partners Limited ("NBPE" or "the Company") is a closed-end investment company registered under the laws of Guernsey managed by NB Alternatives Advisers LLC (the "Investment Manager"), an indirect wholly owned subsidiary of Neuberger Berman Group LLC. NBPE invests in private equity funds managed by leading sponsors, including fund of funds managed by the Investment Manager, and makes direct private equity investments alongside leading sponsors ("co-investments"). NBPE's investment objective is to produce attractive returns on its capital from its private equity investments while managing investment risk through portfolio diversification across asset class, vintage year, geography, industry and sponsor.

## INVESTMENT MANAGER COMMENTARY

In light of NBPE's recent announcements, please note that certain information in this monthly report is pro forma for the expected proceeds of the Strategic Asset Sale and the expected up-front proceeds from the realization of the Company's investment in Dresser. The pro forma figures also assume that a portion of the expected proceeds have been used to pay down all outstanding debt under the credit facility.

During October, NBPE invested \$2.5 million into private equity investments and received \$0.4 million of distributions on a pro forma basis. As a result of this investment activity, the Company's pro forma private equity investment level increased to 93% of NAV at 31 October 2010. Approximately 56% of the pro forma capital calls were invested in buyout funds, 34% were invested in special situations funds and 10% were invested in growth / venture funds. Most of the pro forma distributions were from NBPE's investment in NB Crossroads Fund XVII.

As of 31 October 2010, the unaudited NAV per share was \$9.74, which represents an increase of 1.1% compared to the unaudited NAV per share of \$9.63 at 30 September 2010. During October, NBPE's portfolio value increased due to \$2.4 million of unrealized gains on credit-related fund investments, \$0.5 million of unrealized gains on public equity securities and \$0.5 million of positive foreign exchange adjustments. In addition, \$4.6 million of net unrealized gains were attributable to the receipt of Q3 2010 valuation information for certain fund investments and private co-investments.

## NET ASSET VALUE DEVELOPMENT

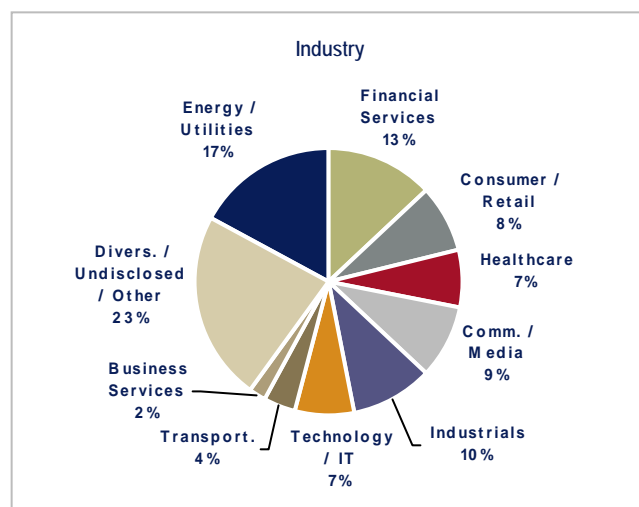
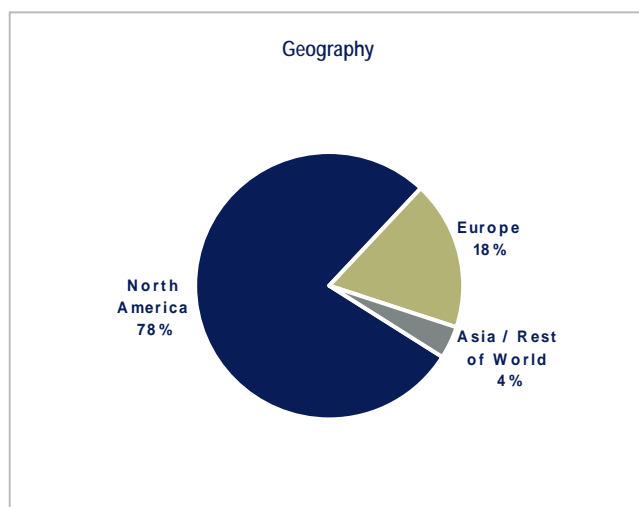
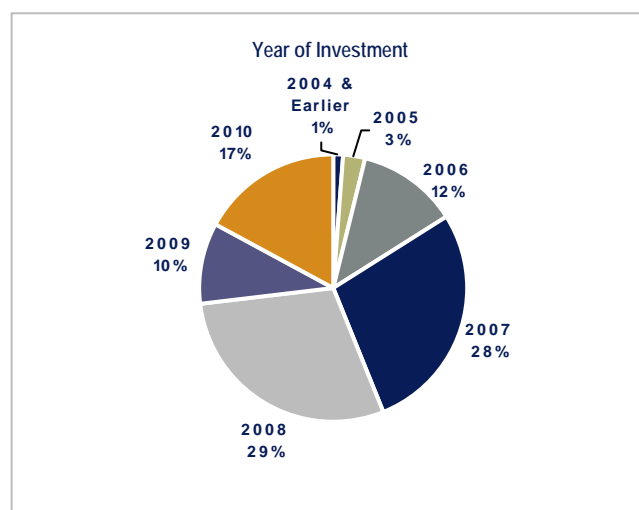
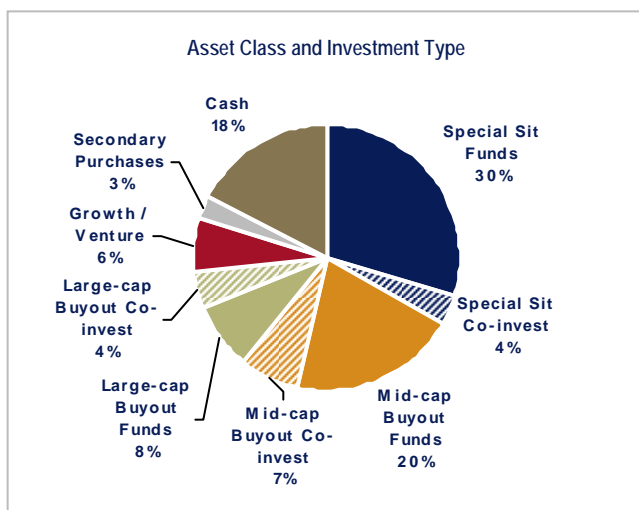
(\$ in millions, except per share data)

	31 October 2010 Actual	31 October 2010 Pro Forma	30 September 2010 Pro Forma
<b>Summary of Net Asset Value of Ordinary Shares</b>			
Fund Investments and Fund of Funds Investments	\$481.5	\$378.0	\$368.7
Direct Co-investments *	\$101.0	\$82.4	\$81.4
<b>Total Private Equity Investments</b>	<b>\$582.6</b>	<b>\$460.4</b>	<b>\$450.0</b>
Cash and Cash Equivalents	\$7.3	\$98.2	\$102.4
Credit Facility Outstanding	(\$30.0)	-	-
ZDP Share Liability, incl. Forward Currency Contract	(\$58.7)	(\$58.7)	(\$57.3)
Net Other Assets (Liabilities), incl. Minority Interest	(\$3.9)	(\$2.6)	(\$3.1)
<b>Net Asset Value</b>	<b>\$497.3</b>	<b>\$497.3</b>	<b>\$492.0</b>
<b>Net Asset Value per Share **</b>	<b>\$9.74</b>	<b>\$9.74</b>	<b>\$9.63</b>
<b>Closing Share Price (Euronext Amsterdam)</b>	<b>\$7.00</b>	<b>\$7.00</b>	<b>\$6.02</b>
<b>Premium (Discount)</b>	<b>(28.1%)</b>	<b>(28.1%)</b>	<b>(37.5%)</b>
<b>Summary of Private Equity Exposure</b>			
Estimated Fair Value of Private Equity Investments	\$582.6	\$460.4	\$450.0
Unfunded Private Equity Commitments	\$142.5	\$119.7	\$120.5
<b>Total Private Equity Exposure</b>	<b>\$725.1</b>	<b>\$580.2</b>	<b>\$570.6</b>
Private Equity Investment Level	17%	93%	9%
Cash + Undrawn Committed Credit Facility	\$227.3	\$348.2	\$352.4
Commitment Cover Ratio	160%	29%	292%
<i>(In £)</i>			
<b>Summary of the Zero Dividend Preference Shares</b>			
<b>ZDP Net Asset Value per Share***</b>	<b>106.68p</b>	<b>106.68p</b>	<b>106.05p</b>
<b>Closing ZDP Share Price (LSE)</b>	<b>116.50p</b>	<b>116.50p</b>	<b>113.63p</b>
<b>Premium (Discount)</b>	<b>9.2%</b>	<b>9.2%</b>	<b>7.2%</b>

31 October 2010<sup>1</sup>

**PRIVATE EQUITY PORTFOLIO DIVERSIFICATION**

Key information about NBPE’s private equity portfolio based upon pro forma fair value at 31 October 2010 was as follows.<sup>2</sup> Please note that the diversification by asset class and investment type includes a section for cash in order to illustrate the effects of the Strategic Asset Sale and the realization of the Company’s investment in Dresser.



Based on pro forma total private equity exposure, which includes unfunded commitments, the diversification of NBPE’s private equity portfolio at 31 October was as follows: <sup>2</sup>

- Asset class and investment type – special situations funds: 30%; special situations co-investments: 3%; mid-cap buyout funds: 21%; mid-cap buyout co-investments: 8%; large-cap buyout funds: 8%; large-cap buyout co-investments: 4%; growth / venture: 9%; secondary purchases: 3%; cash: 14%
- Geography – North America: 77%; Europe: 19%; Asia / rest of world: 4%
- Industry – energy / utilities: 17%; financial services: 12%; consumer / retail: 8%; industrials: 12%; communications / media: 9%; healthcare: 7%; technology / IT: 8%; business services: 4%; transportation: 4%; diversified / undisclosed / other: 19%

The diversification of NBPE’s pro forma unfunded private equity commitments at 31 October 2010 was as follows: <sup>2</sup>

- Asset class and investment type – special situations funds: 31%; mid-cap buyout funds: 25%; mid-cap buyout co-investments: 6%; large-cap buyout funds: 10%; large-cap buyout co-investments: 1%; growth / venture: 22%; secondary purchases: 5%
- Vintage year of fund or co-investment – 2004 & Earlier: 2%; 2005: 2%; 2006: 21%; 2007: 42%; 2008: 8%; 2009: 7%; 2010: 18%

*Note: This diversification analysis is pro forma including the effects of the Strategic Asset Sale and the realization of the Company’s investment in Dresser.*

31 October 2010<sup>1</sup>

### **VALUATION METHODOLOGY**

The Company carries its private equity investments on its books at fair value using the best information it has reasonably available to determine or estimate fair value. Publicly traded securities are valued based on quoted prices as of the last day of the relevant period less discounts to reflect legal restrictions, if any, that affect marketability. The Company determines such values for publicly traded securities held directly as well as known public positions held in the underlying private equity investments on a look-through basis. The Company estimates fair value for private interests based on a methodology that begins with the most recent information available from the general partner of the underlying fund or the lead investor of a direct co-investment, and considers subsequent transactions, such as drawdowns or distributions, as well as other information judged to be reliable that reports or indicates valuation changes, including realizations and other portfolio company events. The Company proactively re-values its investments before it has received updated information from the fund manager or lead sponsor if it becomes aware of material events that justify a change in valuation. If the Company concludes that it is probable an investment will be sold, the Company will adjust the carrying value to the amount the Company expects to realize from the sale, exclusive of transaction costs.

NBPE expects to issue its interim management report for the period ending 30 September 2010 in mid to late November. The report will include unaudited financial information prepared in accordance with accounting principles generally accepted in the United States. NBPE is required to consider, and will consider, all known material information in preparing such financial report, including information that may become known subsequent to the issuance of this monthly report. Accordingly, amounts included in the interim management report may differ from this monthly report.

### **SHARE BUY-BACK PROGRAMME**

On 21 October 2010, NBPE announced the launch of a share buy-back programme (the "Programme") with the objective of implementing the Capital Return Policy previously announced by the Company. The Programme commenced with effect from 22 October 2010 and, subject to extension, will end on 31 August 2011. Under the terms of the Programme, NBPE has appointed The Royal Bank of Scotland N.V. (London Branch) ("RBS") to manage the Programme and has authorised RBS to effect on-market repurchases of class A ordinary shares on behalf of the Company on Euronext Amsterdam and/or the Specialist Fund Market of the London Stock Exchange plc. Shares bought back under the Programme will be cancelled. The operation of the Company's liquidity enhancement programme on Euronext Amsterdam, which is managed by The Royal Bank of Scotland N.V. pursuant to the liquidity enhancement contract dated 29 June 2010, has been suspended for the duration of the Programme.

During October, there were no shares repurchased under the Programme. As of 31 October 2010, there were 51,059,592 class A ordinary shares and 10,000 class B ordinary shares outstanding, with 3,150,408 class A ordinary shares held in treasury.

1. Figures provided are unaudited and subject to change. Certain numbers may not total due to rounding.

2. The diversification analysis by asset class and investment type is based on the fair value of underlying fund investments and co-investments (including unfunded commitments on a total private equity exposure basis). The diversification analysis by year of investment, geography and industry is based on the diversification of underlying portfolio company investments at fair value as estimated by the Investment Manager. The year of investment is calculated at the portfolio company level and is defined as the date of capital deployment into a particular underlying investment. For primary investments and co-investments, the vintage year is defined as the date of the first portfolio investment or the date of the co-investment. For secondary investments, the vintage year is defined as the date of the secondary acquisition. The diversification by year of investment also includes an allocation of net cash flows and valuation adjustments made since financial statements were last received from the investment sponsor. Determinations regarding asset class, investment type, geography and industry, as well as the allocation of unfunded commitments on a total private equity exposure basis, also represent the Investment Manager's estimates. Accordingly, the actual diversification of the Company's investment portfolio and the diversification of the Company's investment portfolio on an ongoing basis may vary from the foregoing information.

This document is not intended to be an investment advertisement or sales instrument; it constitutes neither an offer nor an attempt to solicit offers for the securities described herein. This report was prepared using financial information contained in NBPE's books and records as of the reporting date. This information is believed to be accurate but has not been audited by a third party. This report describes past performance, which may not be indicative of future results. NBPE does not accept any liability for actions taken on the basis of the information provided.

NBPE is registered with the Dutch Authority for the Financial Markets as a collective investment scheme which may offer participations in The Netherlands pursuant to article 2:66 of the Financial Markets Supervision Act (Wet op het financieel toezicht). All investments are subject to risk. Past performance is no guarantee of future returns. Prospective investors are advised to seek expert legal, financial, tax and other professional advice before making any investment decision. The value of investments may fluctuate. Results achieved in the past are no guarantee of future results.